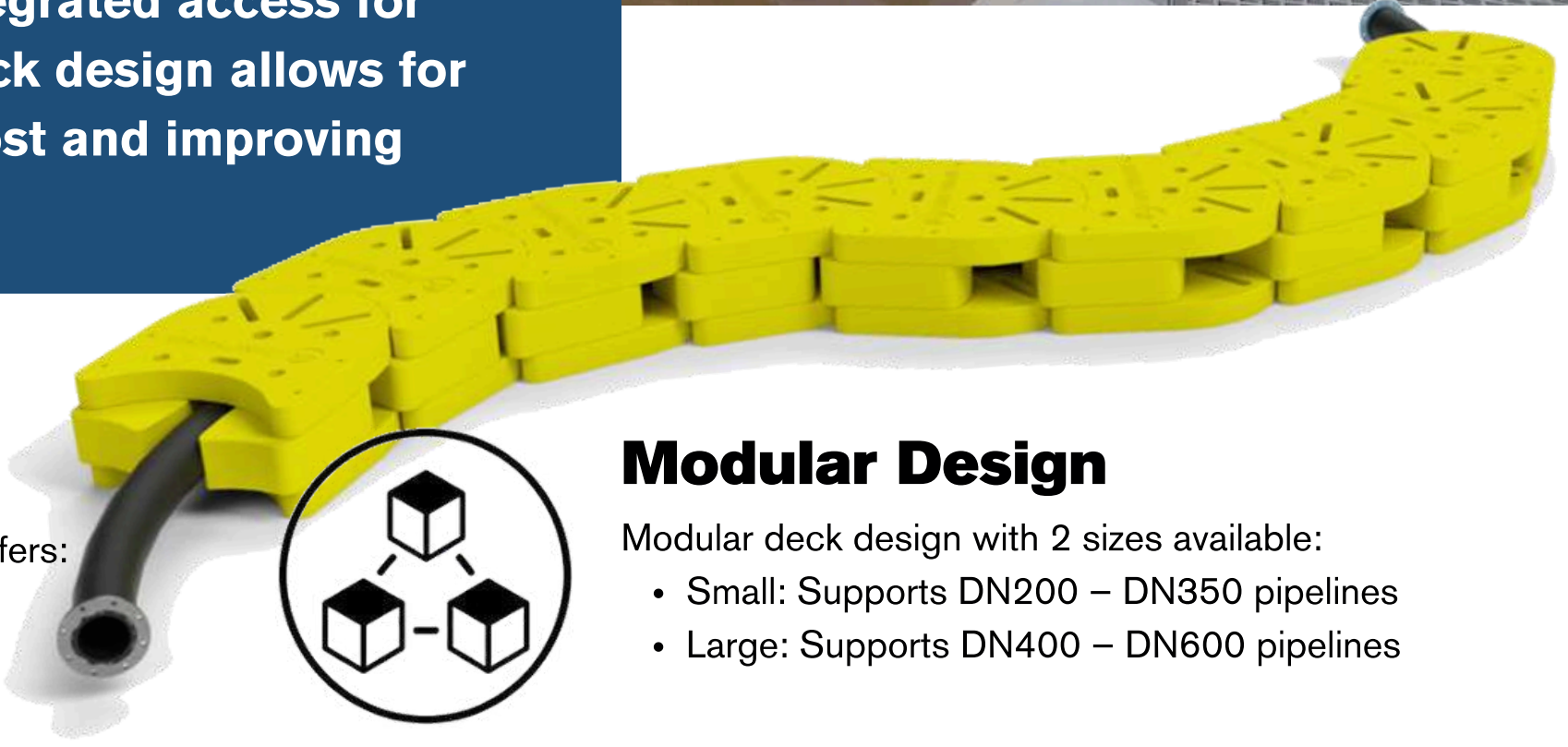




Modular Walkway Pontoon System


Flexible walkway seamlessly connecting mobile floating equipment to each other and to shore. Designed for dredge access, providing both reliable pipeline flotation and safe integrated access for operations and maintenance. Its universal deck design allows for reuse across multiple projects, reducing cost and improving deployment efficiency.



Impact Resistant Outer Shell

15 mm Linear Low-Density Polyethylene (LLDPE) shell offers:

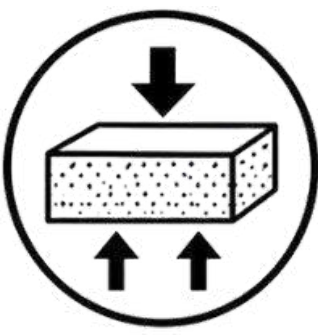
- High Tensile Strength (20 MPa)
- Low density (0.92 g/cm³)
- Excellent Puncture Resistance



Modular Design

Modular deck design with 2 sizes available:

- Small: Supports DN200 – DN350 pipelines
- Large: Supports DN400 – DN600 pipelines



High Strength Foam Filling

LDPU foam filling provides protection for pipelines, and ancillary services



Interfaces with Standard Parts

Interfaces with standard SANS, DIN, BS/EN and ASME flanges



Non-Corrosive

Advantage over traditional steel pontoons due to non-corrosive nature of pontoon material - LLDPE.



Safe Walkway Access

Provides an ergonomic, stable, and safe walkway to the dredge in operation, with optional handrails.

Comparison to Existing Solutions

	Steel pontoons	Hose with floats	Self-floating hose	Mamalinku pontoons
Accommodates multiple hoses & ancillary services	✓✓	✗	✗	✓
Ease of maintenance access	✓✓	✗	✗	✓
Ease of operational access	✓	✗	✗	✓✓
Relative Cost	\$\$\$\$	\$	\$\$\$	\$\$
Foam-filled (unsinkable)	✗	OEM Dependent	✓	✓



MAMALINKU (PTY) LTD

RYAN
+27 (0)68 000 6467
ryan@mamalinku.com

JESSICA
+49 (0) 175 9945613
jessica@mamalinku.com